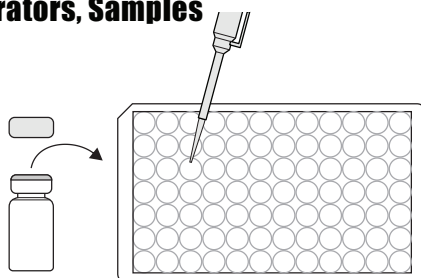


Salinomycin/Narasin ELISA Plate 515795

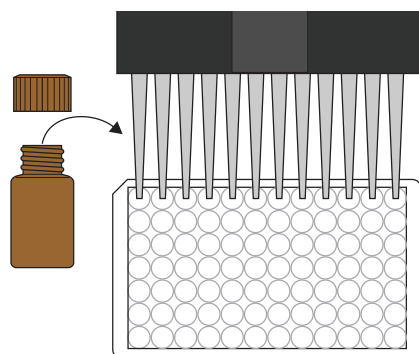
1. Addition of Calibrators, Samples

Add 50 uL of calibrators or sample extracts into the wells of the test strips according to the working scheme given. We recommend using duplicates or triplicates.



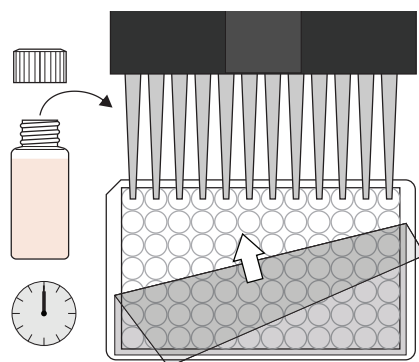
2. Addition of Enzyme Conjugate

Add 50 uL of the Enzyme Conjugate to the individual wells successively using a multi-channel pipette.



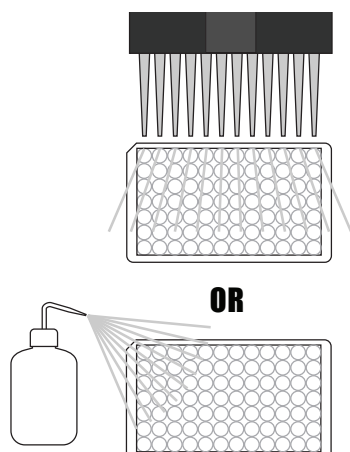
3. Addition of Antibody Solution

Add 50 uL of the Antibody solution to the individual wells successively using a multi-channel pipette or a stepping pipette. Cover the wells with parafilm or tape and mix the contents by moving the strip holder in a rapid circular motion on the benchtop. Be careful not to spill contents. Incubate the strips for 60 min at room temperature.



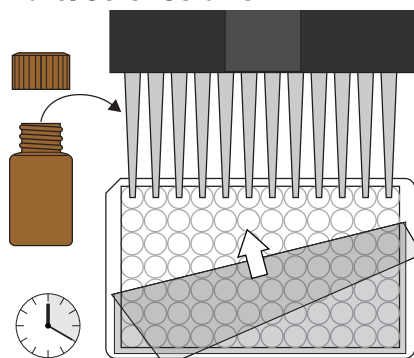
4. Washing of Plates

After incubation, remove the covering and vigorously shake the contents of the wells into a sink. Wash the strips with a multi-channel pipette or wash bottle using the diluted 1X washing buffer solution. Please use at least a volume of 250 uL of washing buffer for each well and each washing step. Remaining buffer in the wells should be removed by patting the plate dry on a stack of paper towels. Repeat steps an additional three times for a total of four washes.



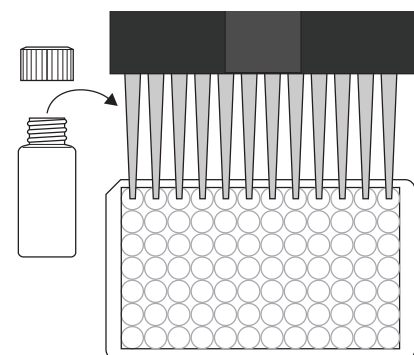
5. Addition of Substrate/Color Solution

Add 150 uL of substrate/color solution to the individual wells successively using a multi-channel pipette or a stepping pipette. Cover the wells with parafilm or tape and mix the contents by moving the strip holder in a rapid circular motion on the benchtop. Be careful not to spill contents. Incubate the strips for 20 min at room temperature.



6. Addition of Stopping Solution

Add 100 uL of stop solution to the wells in the same sequence as for the substrate solution using a multi-channel pipette or a stepping pipette.



7. Measurement of Color

Read the absorbance at 450 nm using a microplate ELISA reader. Calculate results.

