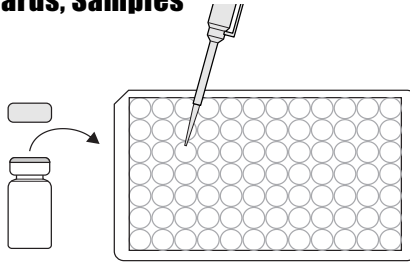


# Anatoxin-a ELISA Plate 520060

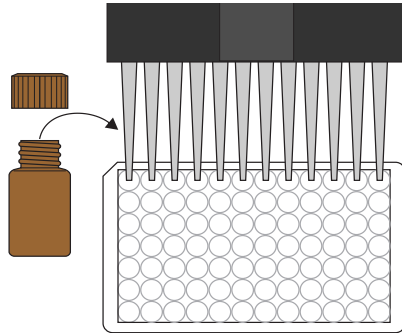
## 1. Addition of Standards, Samples

Add 50  $\mu$ l of the standard solutions, control or samples into the wells of the test strips according to the working scheme given. We recommend using duplicates or triplicates.



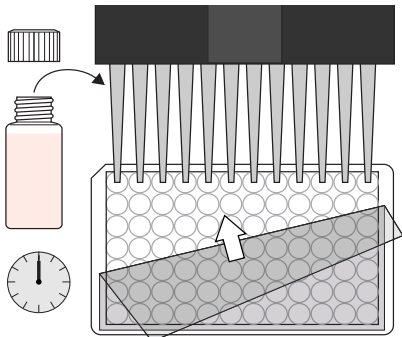
## 2. Addition of Enzyme Conjugate

Add 50  $\mu$ l of the enzyme conjugate to the individual wells successively using a multi-channel pipette.



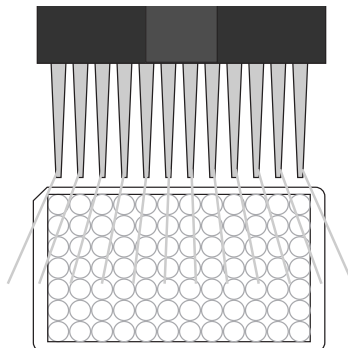
## 3. Addition of Antibody Solution

Add 50  $\mu$ l of the antibody solution to the individual wells successively using a multi-channel pipette or a stepping pipette. Cover the wells with parafilm or tape and mix the contents by moving the strip holder in a rapid circular motion on the benchtop. Be careful not to spill contents. Incubate the strips for 60 min at room temperature.



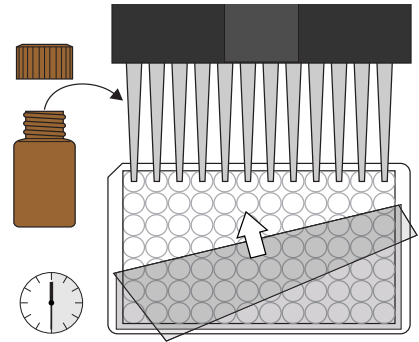
## 4. Washing of Plates

After incubation, remove the covering and vigorously shake the contents of the wells into a sink. Wash the strips four times with a multi-channel pipette. Please use at least a volume of 250  $\mu$ l of washing buffer for each well and each washing step. Remaining buffer in the wells should be removed by patting the plate dry on a stack of paper towels.



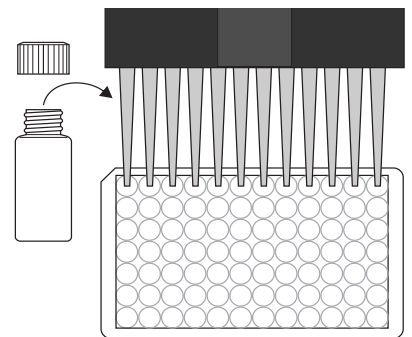
## 5. Addition of Substrate/Color Solution

Add 100  $\mu$ l of substrate/color solution to the individual wells successively using a multi-channel pipette or a stepping pipette. Cover the wells with parafilm or tape and mix the contents by moving the strip holder in a rapid circular motion on the benchtop. Be careful not to spill contents. Incubate the strips for 20-30 min at room temperature.



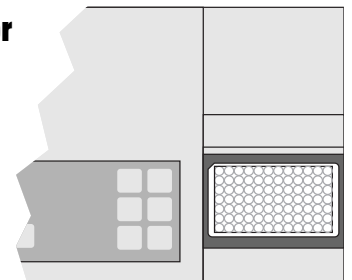
## 6. Addition of Stopping Solution

Add 100  $\mu$ l of stop solution to the wells in the same sequence as for the substrate solution using a multi-channel pipette or a stepping pipette.



## 7. Measurement of Color

Read the absorbance at 450 nm using a microplate ELISA reader. Calculate results.



Eurofins Abraxis  
124 Railroad Drive  
Warminster, PA 18974  
WEB: [www.abraxiskits.com](http://www.abraxiskits.com)  
Date this Flow Chart is effective: 17FEB2022

T (215) 357 3911  
F (215) 357 5232  
Ordering: [info.ET.Warminster@eurofinsus.com](mailto:info.ET.Warminster@eurofinsus.com)  
Technical Support: [support.ET.Warminster@eurofinsus.com](mailto:support.ET.Warminster@eurofinsus.com)

Version: 01