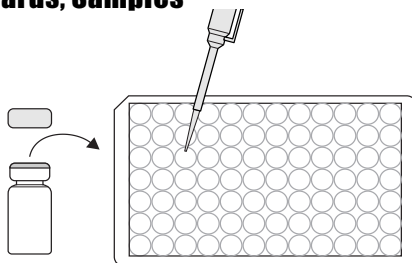


Carbamazepine ELISA Plate 515585

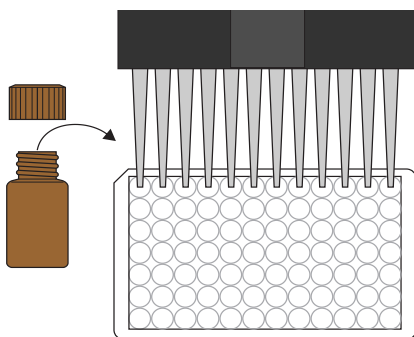
1. Addition of Standards, Samples

Add 75 μ L of the standard solutions or sample extracts into the wells of the test strips according to the working scheme given. We recommend using duplicates or triplicates.



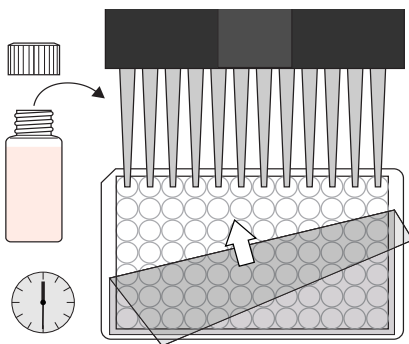
2. Addition of Enzyme Conjugate

Add 50 μ L of the Carbamazepine enzyme conjugate to the individual wells successively using a multi-channel pipette or a stepping pipette.



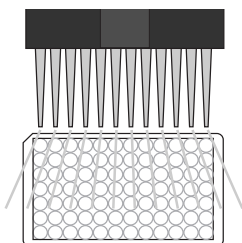
3. Addition of Antibody Solution

Add 50 μ L of the Carbamazepine antibody solution to the individual wells successively using a multi-channel pipette. Cover the wells with parafilm or tape and mix the contents by moving the strip holder in a rapid circular motion on the benchtop. Be careful not to spill contents. Incubate the strips for 90 minutes at 2 - 8° C.



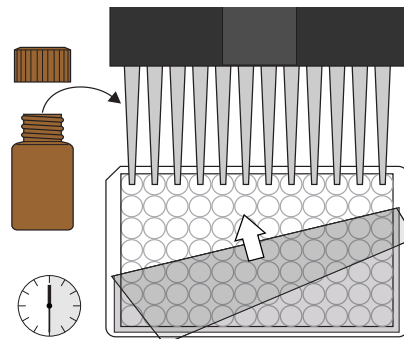
4. Washing of Plates

After incubation, remove the covering and vigorously shake the contents of the wells into a sink. Wash the strips four times with a multi-channel pipette or wash bottle using the diluted 1X washing buffer solution. Please use at least 250 μ L of washing buffer for each well and each washing step. Remaining buffer in the wells should be removed by patting the plate dry on a stack of paper towels.



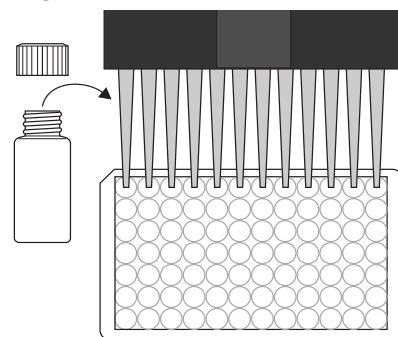
5. Addition of Substrate/Color Solution

Add 100 μ L of substrate/color solution to the individual wells successively using a multi-channel pipette or a stepping pipette. Cover the wells with parafilm or tape and mix the contents by moving the strip holder in a rapid circular motion on the benchtop. Be careful not to spill contents. Incubate the strips for 30 minutes at room temperature away from direct sunlight.



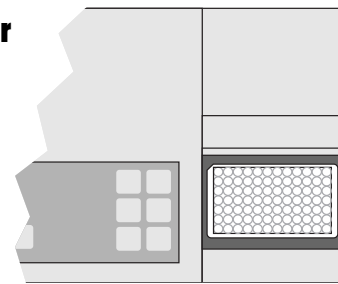
6. Addition of Stopping Solution

Add 50 μ L of stop solution to the wells, in the same sequence as for the substrate solution, using a multi-channel pipette or a stepping pipette.



7. Measurement of Color

Read the absorbance at 450 nm using a microplate ELISA reader within 15 minutes. Calculate results.



Eurofins Abraxis
124 Railroad Drive
Warminster, PA 18974
WEB: www.abraxiskits.com

Date this Flow Chart is effective: 15FEB2022

T (215) 357 3911
F (215) 357 5232

Ordering: info.ET.Warminster@eurofinsus.com
Technical Support: support.ET.Warminster@eurofinsus.com

Version: 01